

DESCRIPTION

This range of high quality single stage gas valves is suitable for use in the most strenuous of applications. All valves are tested and certified to the European Standard EN161 as Class "A". The valves have the additional benefit of being rated to IP65 thus allowing their use in dirty and wet environments. All valves are fitted with an internal strainer to prevent the ingress of foreign matter.

The operating mechanism utilises an internally rectified direct acting solenoid. There are no compensating diaphragms or hydraulic oil filled devices within the valve leaving only one moving part – the Armature. The life expectancy of each valve runs to several million cycles which is over and above the requirements of many others within the current marketplace. The valves are totally silent in operation and consume low power levels due to an advanced electronic interface built into each actuator.

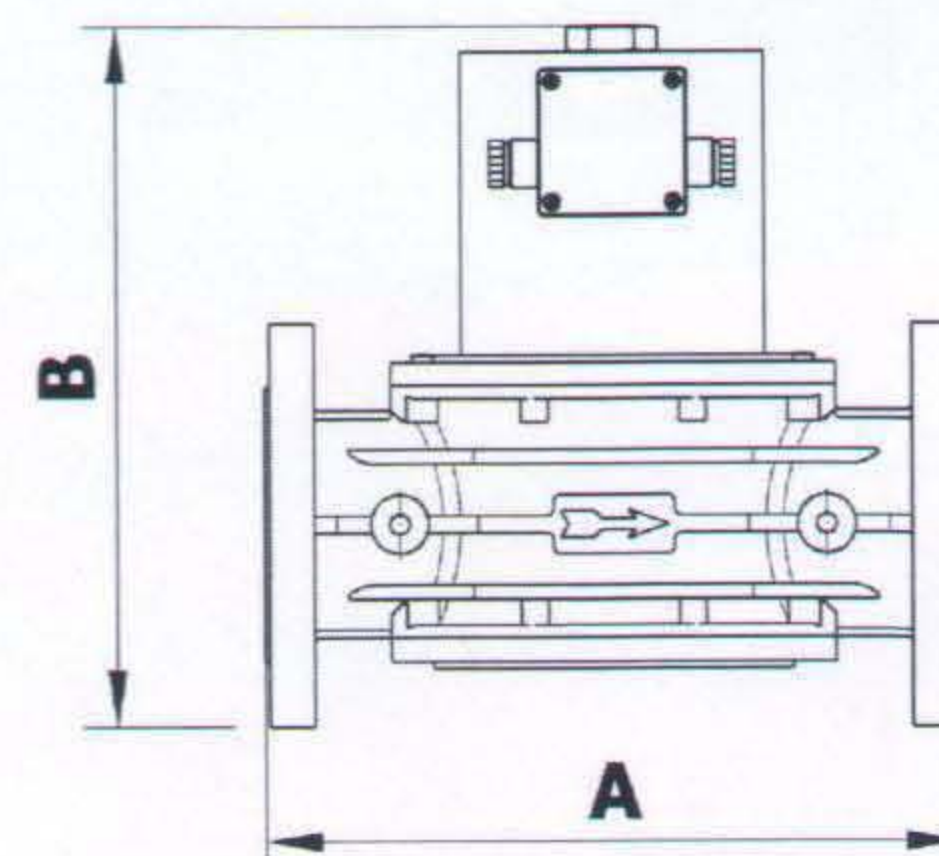
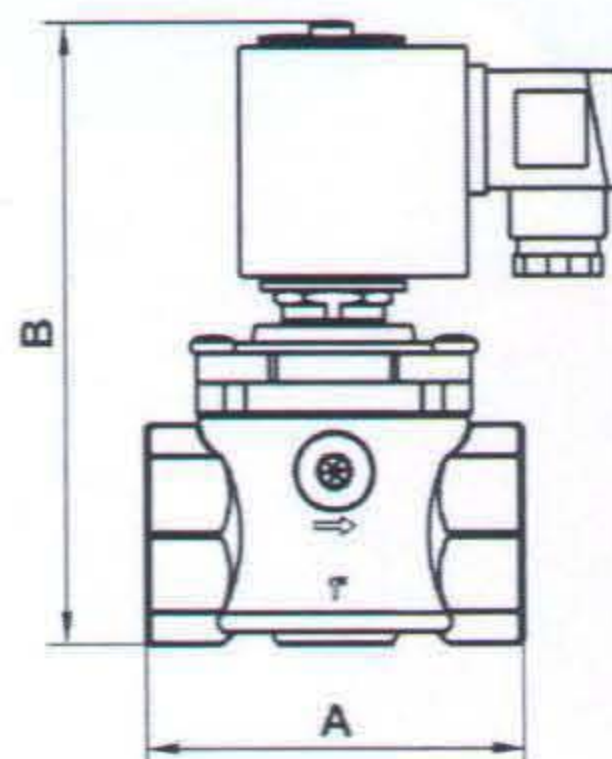
TECHNICAL DATA

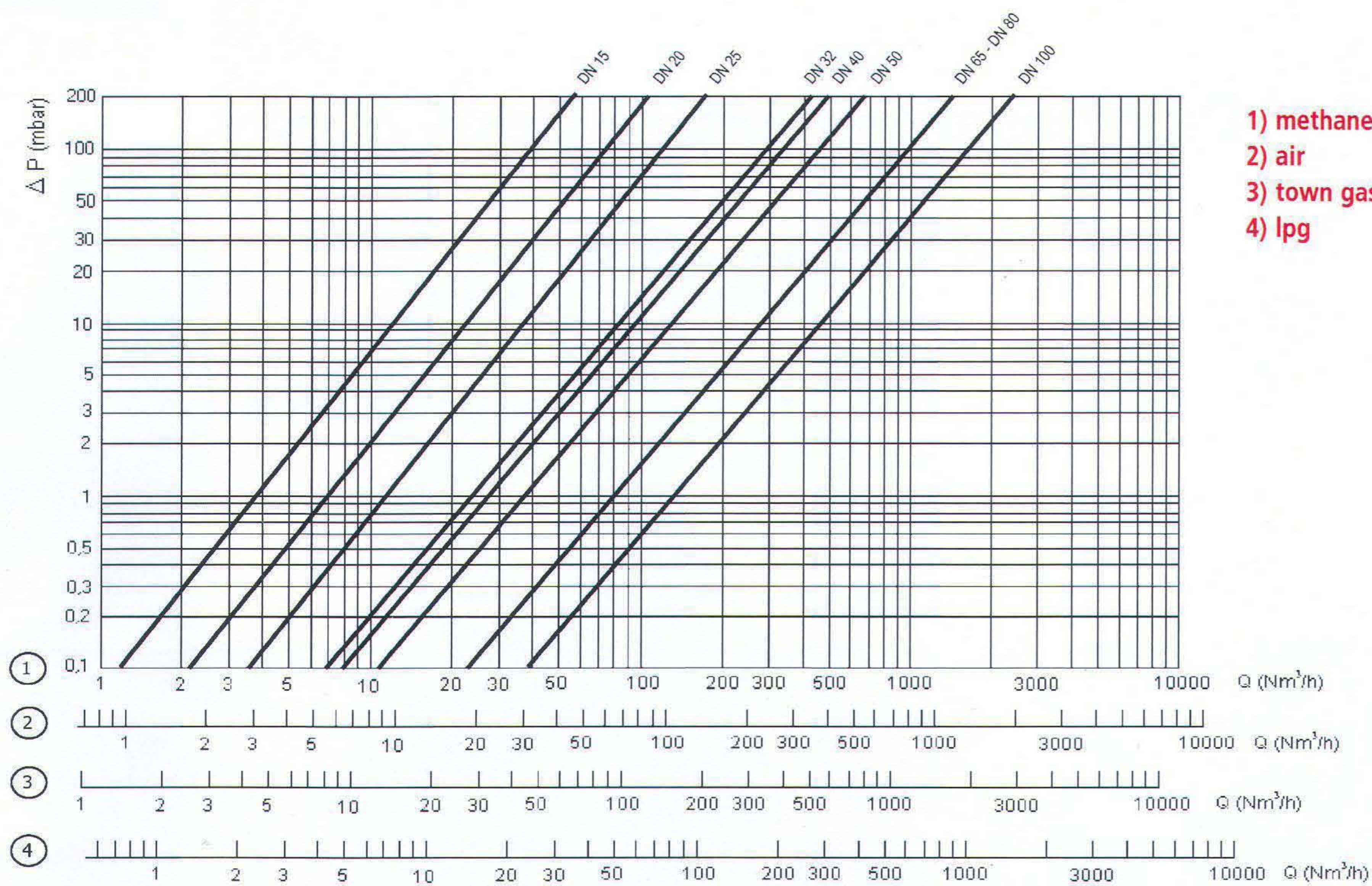
- Use : none aggressive gases of the three families (dry gases)
- Environment temperature : -15 to 60 °C
- Power supply voltage : 24 Vdc, 24 V/50 Hz, 110 V/50 Hz, 230 V/50-60 HZ
- Power supply voltage tolerance : -15% to + 10%
- Max. working pressure : 360 mbar
- Closing time : < 1 s
- Degree of protection : IP65
- Class : A
- Group : 2
- Threaded connections Rc : (DN 32 - DN 40 - DN 50) according to EN 10226
- Flanged connections PN16 : (DN 65 - DN 80 - DN 100) according to ISO 7005
- CPI Option : Available for 3/4" upwards



Type	Size	Connection	Max pressure mbar	Supply	Protection	Weight
EVO/ NC10	DN10 / 3/8"	BSP	200	230v	IP65	0.9
EVO/ NC15	DN15 / 1/2"	BSP	200	230v	IP65	0.9
EVP / NC20	DN20 / 3/4"	BSP	360	230v	IP65	1
EVP / NC25	DN25 / 1"	BSP	360	230v	IP65	2
EVP / NC32	DN32 / 1 1/4"	BSP	360	230v	IP65	5.8
EVP / NC40	DN40 / 1 1/2"	BSP	360	230v	IP65	5.8
EVP / NC50	DN50 / 2"	BSP	360	230v	IP65	5.8
EVP / NC65	DN65 / 2 1/2"	PN16	360	230v	IP65	17
EVP / NC80	DN80 / 3"	PN16	360	230v	IP65	18
EVP / NC100	DN100 / 4"	PN16	360	230v	IP65	34.2

Dimensions in mm			Weight
Connections	A	B	Kg
DN 15	70	130 / 144	0,9
DN 20	70	130 / 144	1
DN 25	90	157 / 171	2
DN 32	160	210	5,8
DN 40	160	210	5,8
DN 50	160	235	5,8
DN 65	310	321	17
DN 80	310	328	18
DN 100	350	389	34,2





ACCESSORIES


THERMAL LINK

The electro fuseable thermal link is designed to use where is a potential fire hazard, such as in boiler or plant rooms.

In the event of fire the temperature sensitive fuse will interrupt the power supply, activating alarms or shut down devices.

The unit should be mounted so that the perforated cover faces downwards and the ventilation holes in the back/side of the box must not be obstructed.


The link is electrically rated at 5 amps max on 200/250 VAC and melts at 68 deg C



EMERGENCY STOP BUTTON

The emergency stop button is designed for manual shutdown of systems in the event of a fire or other incident.

Key reset option can be used to prevent any unauthorised restarting of the system following an emergency shutdown.



CLOSED POSITION INDICATOR SWITCH

The Closed Position Indicator Switch can be used on all Madas Gas Valves from 3/4" upwards.

Operational Voltage: 250vAC
Enclosure: IP65

